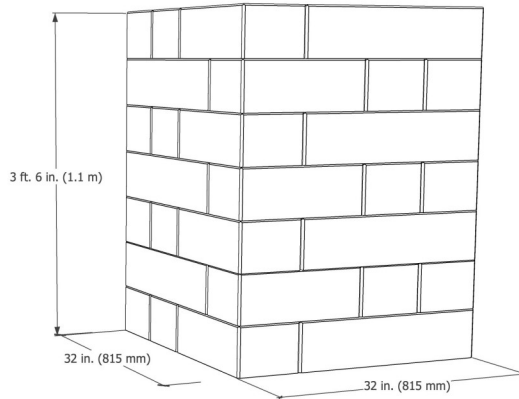


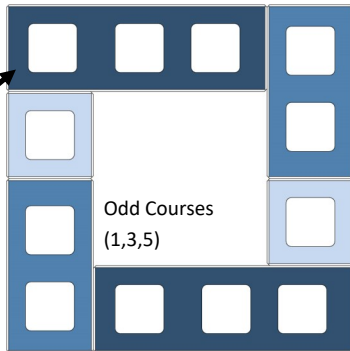
AB Metro Patio Wall Elements—Columns



Use the [AB Metro Reference Guide](#) for guidelines and limitations.

Odd Course Pattern for 32x32

Start **Magic 1-2-3 Pattern** here to build back wall first.



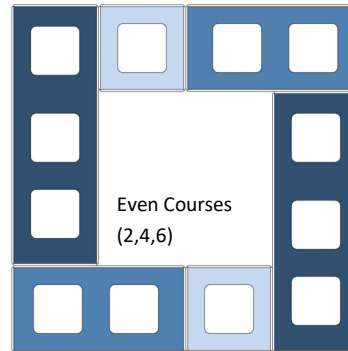
3 courses tall

Column	32x32
Materials Required	Quantities
AB Metro Patio Wall Sets:	6
Adhesive* (28 oz tube):	1
Sets per course:	2

5 courses tall

Column	32x32
Materials Required	Quantities
AB Metro Patio Wall Sets:	10
Adhesive* (28 oz tube):	1
Sets per course:	2

Even Course Pattern for 32x32



7 courses tall

Column	32x32
Materials Required	Quantities
AB Metro Patio Wall Sets:	14
Adhesive* (28 oz tube):	2
Sets per course:	2

*Adhesive should cover 86 lin/ft. (26 lin/m) per tube per tube.

Column cap determined by designer.



allanblock.com

[Please visit allanblock.com for more information](http://allanblock.com)


Use the [AB Metro Reference Guide](#) for guidelines and limitations.



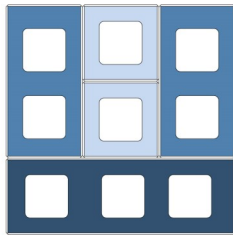
4 courses tall

Column	24x24
Materials Required	Quantities
AB Metro Patio Wall Sets:	6
Adhesive* (28 oz tube):	1

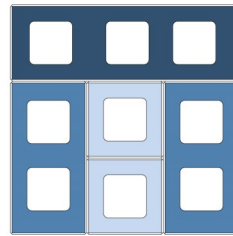
Course One



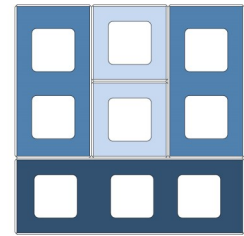
Course Two



Course Three

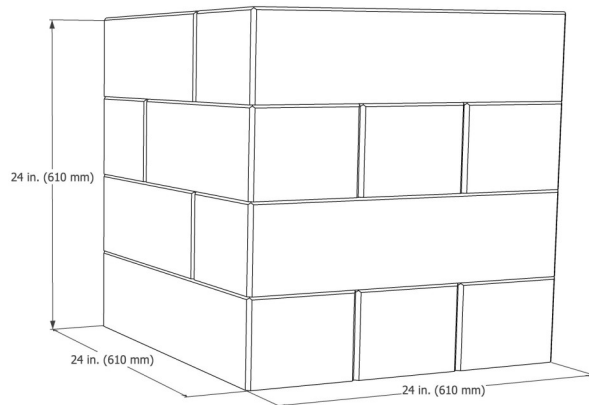


Course Four



Note: There will be 2 seams on the bottom 2 courses on one panel. Position the column appropriately or increase your sets to change the first course.

Additional courses can be added by repeating Course 3 and 4 to a maximum height of 7 courses tall. You will have left over blocks on taller columns.



Column 7 Course Tall	24x24
Materials Required	Quantities
AB Metro Patio Wall Sets:	10
Adhesive* (28 oz tube):	1

Notes:

- For proper base preparation, see the AB Metro Reference Guide—Building Basics—Step 2.
- For block installation and gluing requirements, see the AB Metro Reference Guide—Building Basics Step 3
- For use of **Magic 1-2-3 Pattern** and layout basics, see the AB Metro Reference Guide—Where to Start.
- Elements must be built 3 ft (1 m) from back of gravity retaining walls, see the AB Metro Reference Guide—Guidelines and Limitations.

*Adhesive should cover 86 lin/ft. (26 lin/m) per tube per tube.

