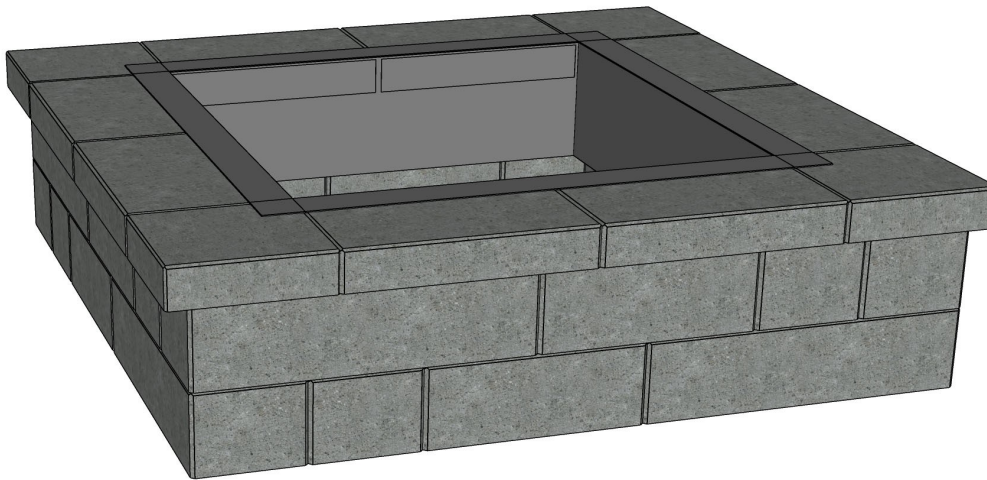


AB Metro Patio Wall Element - Firepit



Square Firepit

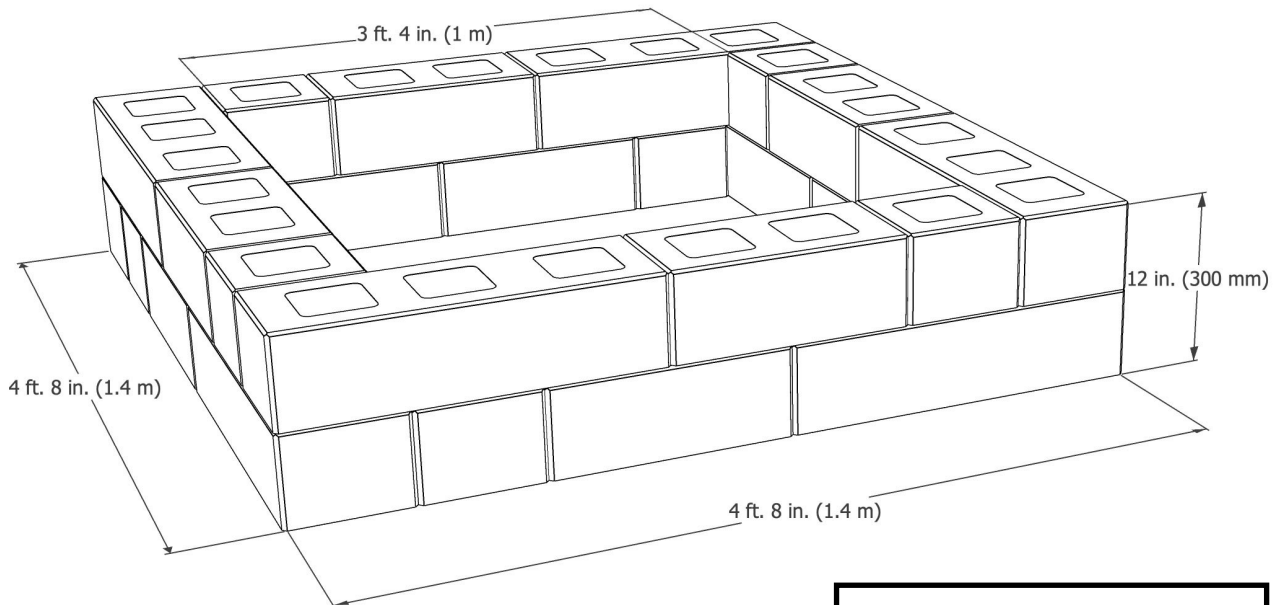


Finished size (approx.):

Height: 2 courses—12 in. (300 mm)

Depth—4 ft. 8 in. (1.2 m)

Width—4 ft. 8 in. (1.2 m)



| Square Firepit 56x56 | |
|-----------------------------|------------|
| Materials Required | Quantities |
| AB Metro Patio Wall Sets: | 8 |
| Adhesive *(28 oz tube): | 1 |
| Sets per course: | 4 |

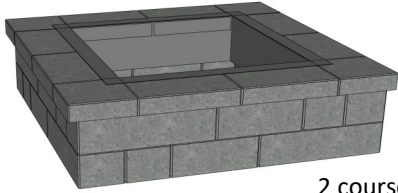
Insert determined by designer.
 *Adhesive should cover 86 lin/ft.
 (26 lin/m) per tube.




allanblock.com

Please visit allanblock.com for more information

Use the [AB Metro Reference Guide](#) for guidelines and limitations.



2 courses tall

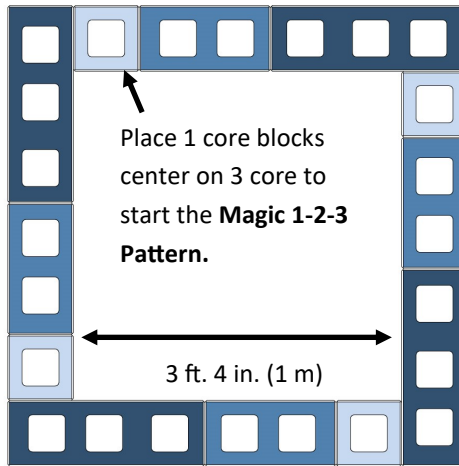


2 courses tall

Odd Course Pattern for 56x56



Even Course Pattern for 56x56



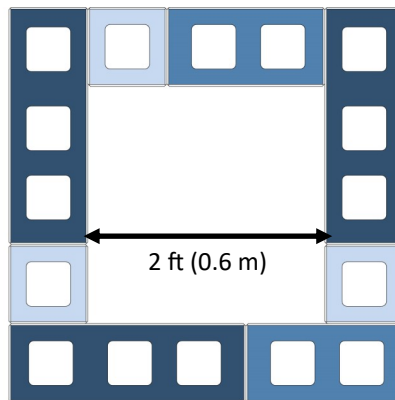
Notes:

- For proper base preparation, see the AB Metro Reference Guide—Building Basics—Step 2.
- For block installation and gluing requirements, see the AB Metro Reference Guide—Building Basics Step 3
- For use of **Magic 1-2-3 Pattern** and layout basics, see the AB Metro Reference Guide—Where to Start.
- Elements must be built 3 ft (1 m) from back of gravity retaining walls, see the AB Metro Reference Guide—Guidelines and Limitations.

Odd Course Pattern for 40x40



Even Course Pattern for 40x40



| Square Firepit 40x40 | |
|---------------------------|------------|
| Materials Required | Quantities |
| AB Metro Patio Wall Sets: | 6 |
| Adhesive *(28 oz tube): | 1 |
| Sets per course: | 3 |

