

ALLAN BLOCK LANDSCAPES

Newsletter for the Landscape Professionals

Issue 21



allanblock.com

Inside:


- ◆ Think Outside the Box with Allan Block
- ◆ AB Certified Contractors get all the Rewards
- ◆ Helpful Tools Make AB Projects Easier



Think Outside the Box with Allan Block



Since the creation of the first AB retaining wall block, Allan Block has always been on the cutting edge of technology, design and style. Its mortarless, modular design makes it



possible to take building hardscape projects to the next level. Certified AB Contractor Terry Rissmiller of CRISS (Creative Residential Ideas & Solutions) from Pennsylvania did exactly that. Rissmiller's outside-the-box thinking allowed him to create and build a beautiful retaining wall and outdoor fireplace to match.

The homeowners of this quaint home in Hummelstown, PA were looking to replace a time-worn wooden deck and create a nice outdoor living area that was functional and inviting. After


meeting with the contractor, the plans were finalized for the project. The design called for an in-ground pool, a patio and a retaining wall to hold back the slope above the pool. As an added touch the contractor suggested an outdoor fireplace as a focal point for the space.

Known to be engineered to withstand the toughest of surcharges, Rissmiller recommended Allan Block retaining wall products to be used for the walls that would extend and curve around the back side of the pool and patio area. The AB Europa Collection was chosen to give the project that old country feel and matched perfectly with the style of the house and patio.

The custom fireplace added elegance to the project. The contractor used AB Old Country Courtyard on the hearth and chimney facade to continue the feel and style created with the retaining walls. With just a few modifications to the blocks and the

addition of the fire brick lining, the contractor was able to bring his out-of-the-box thinking for Allan Block to life. Now the homeowners have a beautiful outdoor living space that is functional and exciting. The contractor's creativity and versatility of Allan Block products made their dream backyard a reality.

"The homeowners were thrilled with the finished project and very glad that they decided not to build a wooden deck. The minimal maintenance and long-term durability of using Allan Block far outweigh the added cost. The AB walls provide a strong, beautiful support for the hillside in the background." - Terry Rissmiller



Attention Contractors: AB[®] Certified

Allan Block has two great programs for contractors that build walls with Allan Block, the AB Contractor Certification Program that certifies contractors at different levels to build quality AB walls, and the AB Rewards program that rewards AB Certified Contractors for doing the quality work that they do.

Become an AB Certified Contractor

In 3 simple steps, learn the benefits and how easy it is to work with Allan Block. Then you can build beautiful projects to promote to potential customers.



It's As Easy As 1...2...3!

Step 1 -


To become a Level 1 Certified AB Contractor, you must attend an Allan Block Contractor Certification Training Course. This course covers the following topics:

- The advantages of the Allan Block product line
- How Allan Block products work
- Basic principals of wall design
- How Allan Block and geogrid reinforcement work together
- Basic design methodology
- Why walls fail
- AB Walls 2007 design software outputs and estimating tools
- Proper methods for constructing an Allan Block wall.
- Complete and pass a written test on building walls with AB products
- Participation in a hands-on workshop to learn some of the finer points of AB wall installation



Step 2 -

Following step 1, the next step is for you to build an Allan Block wall that has a minimum height of 3 ft (0.9 m) and is a minimum of 300 units (full size or equivalent).



Step 3 -

On completion of your wall project, notify your local AB Sales Rep. so that they can submit the appropriate paperwork to Allan Block Corp. to receive your Allan Block Certified Wall Installer Certificate and AB Rewards.

Ask your local AB Sales Rep. how to qualify as an Experienced or Master Wall Builder or visit us at allanblock.com.

Contractors Get All the Rewards

Build Walls with Allan Block and Reap the Rewards

The AB Rewards Program recognizes AB Certified Contractors for their commitment to building top-quality Allan Block projects. Each reward level is filled with valuable AB merchandise. It's easy! The more walls you build, the more rewards you can receive and the rewards get bigger at each level. Here is all you need to do to bring home the rewards:

BRONZE LEVEL

- Build ONE (1) Allan Block project



SILVER LEVEL

- Build an additional THREE (3) Allan Block projects



GOLD LEVEL

- Build an additional THREE (3) Allan Block projects



Additional Requirements:

- All contractors must be AB certified by the requirements of the AB Contractor Certification Program.
- All eligible AB walls must be built in the same year and be inspected during or after construction by an AB Sales Rep.
- All AB Rewards will be sent to the local AB sales representative to be delivered by them to the AB Certified Contractor.
- Each AB Certified Contractor that works on a project is eligible to receive AB Rewards.
- One AB project can consist of multiple walls on the same job site, only one job site counts as an AB project.
- Each AB project can be made up of AB Retaining Walls, AB Courtyard Collection, AB Fence or any combination.
- Prizes for each reward level are subject to change.

For more information on the AB Rewards Program, contact your local AB Sales Rep. or visit us on the web at allanblock.com.



New and Improved - allanblock.com

The Allan Block website (allanblock.com) is packed full of everything you need to plan, design and build with Allan Block products. From our retaining wall collections to our patio wall product as well as our AB Fence System, which is a great product for screening and sound barrier applications, you can find a solution to make your project site more usable.

The website is conveniently separated into four main customer categories that lists the popular topics for each category first:

- Homeowners
- Residential Contractors
- Commercial Contractors
- Engineers, Architects and Building Officials

With over 600 pages of information available at your fingertips, we know you will be able to find what you need quickly.



Searching the Site Made Simple

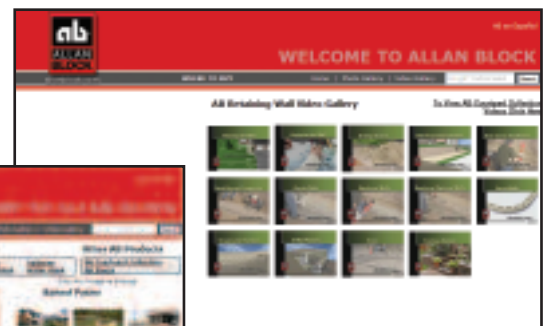


Just Google it! The newest addition to our site is the Google search tool. This new search bar allows you to search the entire website using the keywords of your choice to quickly find exactly what you are looking for.

Photos and Installation Videos

Easily navigate through our vast selection of project photos for each of our products. Broken down into popular applications, you can page through and see several photos that will give you great ideas of what you can do with Allan Block.

We also have a full library of installation videos available to see how to plan, design and build your next Allan Block project. Quickly learn how to build the correct way, shortening installation time and costs, and have an AB project that will last a lifetime.



Where To Buy/Colors/Availability

Now that you have browsed the site, check out the Where To Buy section to see exactly what products are available from your local dealer as well as what colors they come in. With our enhanced locator you will be sure to find a dealer near you in no time at all.



Tips and Tools For Estimating AB Projects

The Allan Block estimating tools make it quick and easy to determine the amount of materials you will need for your project. Estimating tools for AB Landscape walls and the AB Courtyard Collection™ are available in two formats, a Microsoft Excel based estimating tool you can download from allanblock.com and a rotating wheel tool you can use for fast, on-the-go, estimates (see your local Allan Block representative for details).



Helpful Hints - Landscape Walls

- When estimating, remember to include buried block in your total wall height. Bury 1 in. (25 mm) of block for every 1 ft. (3 m) of wall height.
 - Projects with a slope below the wall will require additional buried block.
- Order 2-5% extra materials to allow for step ups, curves and minor project changes that can occur as you build.
- Wall rock quantity should include the material to fill the block cores and 12 in. (300 mm) behind the block.
 - When building with any of the Allan Block Collections, take the square footage of your wall and multiply by 1.4 to give you the cubic feet of wall rock you will need (sq m by 0.42 for cubic meters).
- Use a two-course pattern on AB Ashlar or AB Abbey Blend walls that have curves or corners.
- Drain pipe should be included in your AB landscape wall estimates when needed.

Visit allanblock.com for more information to help plan, design and build your next Allan Block project.



allanblock.com

To receive this *Landscape Lifestyles* newsletter by e-mail, sign up at allanblock.com.

© 2009 Allan Block Corporation 5300 Edina Industrial Blvd., Ste 100, Edina, MN 55439 952-835-5309 - phone 952-835-0013 - fax
US Pat. #5,484,236, #6,792,731 & #6,322,742 Canadian Pat. #2,012,286 & #2,133,675 Mexico Pat. #189,846 Europe Pat. #649,714 & #99,308,421.9
Australian Pat. #682,394 & #133,306 Germany Pat. # 69,423,563.6 Taiwan Pat. #NI-72269 Japan Pat. #3,142,107 Int'l & other patents pending DOC. #L0320-0109